



Our Visit to



Naples
Botanical
Garden™

Table of Contents



Symbols Key
(pg. 3)



Kapnick Caribbean Garden
(pgs. 27-29)



Water Garden
(39-40)



Garden Rules
(pgs. 4-10)



Smith River of Grass
(pgs. 30)



LaGrippe Orchid
Garden
(41-42)



About the Garden
(pgs. 11-20)



Scott Florida Garden
(pgs. 31-33)



The Natural Areas
(43-55)



Art in the Garden
(pg. 21)



NGC Idea Garden &
Buehler Enabling
Garden
(34-35)



Fogg Café
(56-58)



Irma's Garden
(pgs. 22-23)



Kapnick Brazilian Garden
(pgs. 24-26)



Lea Asian Garden
(36-38)



Berger Shop
(59-61)

What do these symbols mean?

Areas where I may have to wait will be indicated by this symbol:



Areas where it is OK to touch will be indicated by this symbol:



Areas where it is not OK to touch will be indicated by this symbol:



I will see this symbol for areas where it is OK to walk:



I will see this symbol for areas where it is **not** OK to walk:





I will see many beautiful plants and flowers at the Garden. It is okay to look and touch, but it is not okay to pick plants. This will keep me safe and the plants safe!





I will also not pick-up or take flowers, seeds, nuts, or other things that fall from plants onto the ground.



We may see, but we cannot touch garden tools or objects.
When I am at the Garden, I might sometimes hear
loud noises from lawnmowers or leaf blowers.
If the noise bothers me, I can cover my ears.





If we see wildlife, we will stay away so that we will be safe, and the animals will be safe too. What is wildlife?

Wildlife are the creatures that live in nature. They are not pets. Some examples are snakes, alligators, ducks, tortoises, birds, and deer.





Naples Botanical Garden™



If I get lost or have any questions, I can talk with an employee. I will look for people in uniforms or wearing ID badges. Garden employees may have this familiar logo on their clothing.



If we get lost, there are signs to direct us.
There are also maps on some of these signs.



Now it's time to begin! Today, I get to visit Naples Botanical Garden.
We will enjoy the day outside.



We will enter the Garden through the entrance of the Visitor Center.
We will pass through Kathryn's Garden before purchasing our tickets.



Dogs in the Garden



If there is a sign with this logo at the entrance, it means that dogs are allowed in the Garden for a short time today.



If it's a Dog Walk day, dogs are kept on leashes and are not allowed in buildings. I will not approach a dog, but I can admire it from a distance.





We may have to wait in line to check-in with our tickets.

If so, we will wait our turn. We might wait for a short time or wait for a long time.

After we check-in, we will get a map and a W.O.N.D.E.R. Activity Pack, too!





We will look at the map and decide where we will go.
We might not get to see everything in one visit,
but we will enjoy seeing the Garden.



Restrooms

We might need to use the restroom while we are at the Garden. They will be marked on the map and in the Garden with this symbol like in the photo below:





Fogg Café


If we plan to eat at the Garden, we can look at the map to find the Fogg Café.





Water

We will need to drink lots of water today at the Garden. Bring a water bottle to fill up at the water bottle refilling stations circled on the map.





Quiet Spaces

There are many peaceful places which are good to visit if I need a break from experiencing the excitement of the Garden.

Some places we enjoy are:

The benches between the Kapnick Brazilian Garden and the Kapnick Caribbean Garden

The Thai Pavilion

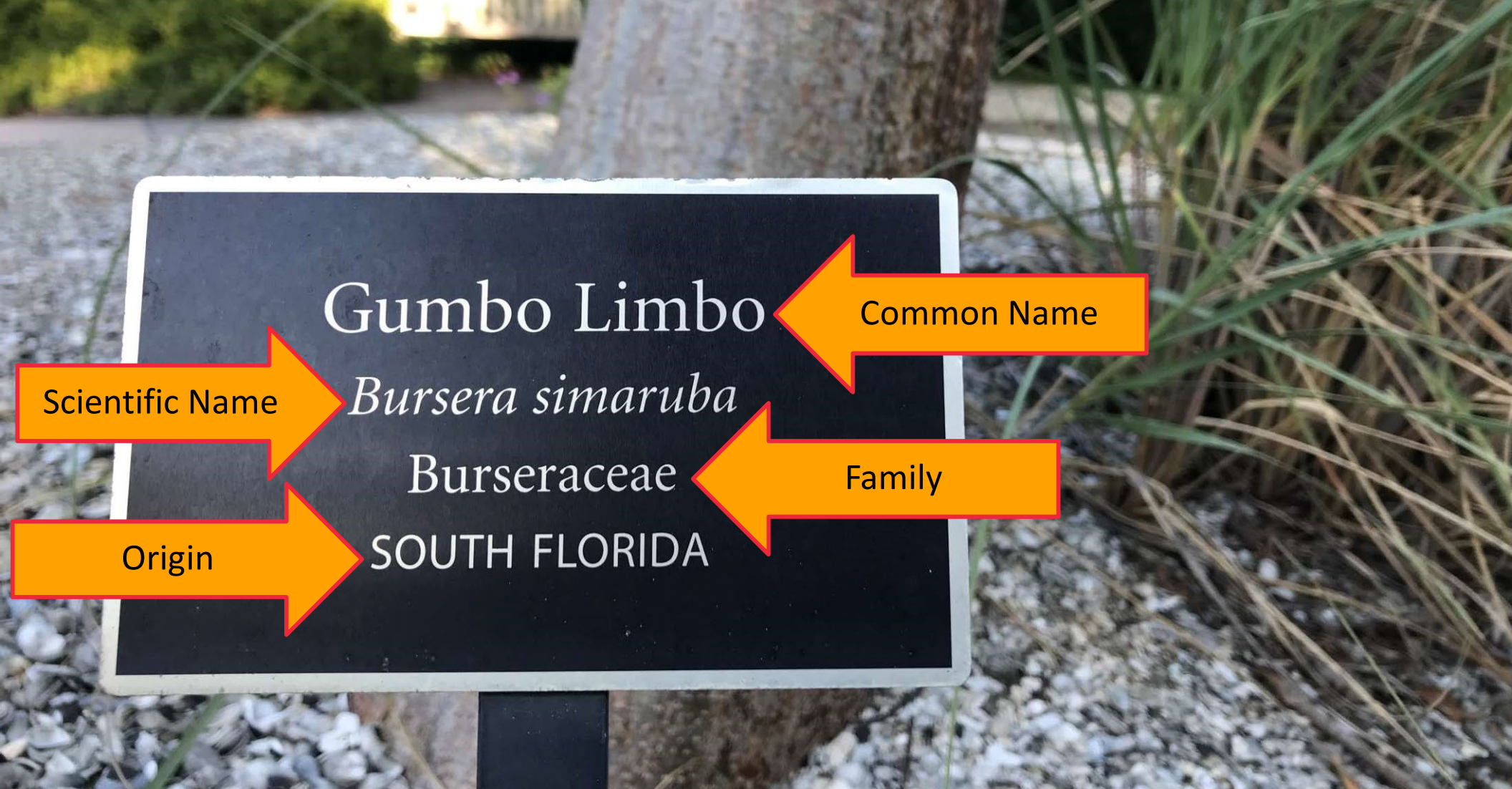
Susy's Bali Ha'i in the Garden

The Buehler Enabling Garden chickee

The lower chickee in the Scott Florida Garden



During our visit, we may get to see art in the Garden.
We can look at and talk about the art.
Some of the art stays out in the Garden, while other art
can be found inside Kapnick Hall.



During our visit, we will see many signs that tell us about the plants.



Common Name = Nickname


Scientific Name = Full name given by a scientist

Family = Similar to a last name, which you might share with your siblings

Origin = Hometown, or where it came from in the wild



On our way into the Garden, we will walk past Irma's Garden, which has lots of colorful plants. If we need to use the restroom or get a drink of water, we can do so here before we start our visit.





The Brazilian Garden is full of beautiful bromeliads and other plants which have interesting shapes and textures. What colors do you see?



We will see a beautiful, huge waterfall. It can get very loud, so I can cover my ears if I need to.



We will be careful on the path and will not play or step in the water.



The Caribbean Garden's main path is paved, while some paths are made out of shells. They might make a crunching sound underneath my feet.



The lawn and pergola are great places to explore and release some energy!



I can look at the plants, but I will remember not to touch or take the plants. Can you see how bananas grow?



The bridges over the River of Grass make a thumping sound as we walk over them. Listen as the wind blows through the blades of grass! Feel the breeze? We might hear some bug songs here.



The Florida Garden has winding paths that lead uphill to a special chickee hut which looks out over the Natural Areas.



There is a waterfall, which might be loud. I can look, but I will not climb on the rocks.



We can enjoy looking at water in the ponds, waterfalls, and other areas, but we cannot drink or go into the water.



The Idea Garden gives visitors good ideas for how to grow plants in Florida. Can you find vegetables growing here?



We can walk the labyrinth by following the red bricks to the center.

Use the mallet to play a song on the gong!

Labyrinth = a big maze

Gong = a type of bell

Mallet = like a drumstick



The Asian Garden has lots of bamboo which make creaking sounds in the wind. Can you hear it?



We can look at these statues, but we can't walk past the chain into the ruins.





If an adult says it is okay, I can carefully walk on these stones. I will not jump into the water here.





Boardwalks in the Water Garden might be slippery if they are wet.




Sometimes a gardener will be working with the plants that grow in the water. We can wave to the gardener, but cannot go in the water.




The Orchid Garden is full of beautiful flowers.
Look up in the trees and down at the ground to find them!




I can look at and smell the orchids, but I will not touch them.
Many of the flowers smell really nice!



I might get to go to the Florida Uplands Preserve. I might not. If not today, maybe we will go next time.




Before I get to the Florida Uplands Preserve, I have to stop and look both ways for golf carts before crossing the service path.




There are many plants and wildlife to see in the Florida Uplands Preserve. I may not touch the wildlife or the plants.







The path will change from sandy clay to wooden planks as we enter the Ghost Orchid Boardwalk.




On the Ghost Orchid Boardwalk, I may see wildlife. I may not. Can you see any birds?




I may see special cameras along the path. These take pictures of wildlife in their natural habitat.







There may be low-hanging branches on the Uplands Trail that I may need to walk around.



There may also be sticks or stumps on the Uplands Trail that I need to carefully step over.




On the Upland's Trail, I can follow the wooden posts to help me stay on the trail.




I may see signs that say, “Restoration in Process.”

This means that I may not walk in that area because it is growing new plants.






If I get tired, I can sit and rest in the shade of the chickee hut.



I might get to walk on the Lake Trail. I will stay on the paved path and will not go near the water.



This sign says we must be careful and not feed or bother alligators.



We might eat food at the Fogg Café today, we might not.
Either way, it will be okay.





If we eat at the Foggy Café, we may have to wait in line to order.
 We can sit inside or outside on the patio to eat our food.



When we finish eating, we can place our trash in the trash cans. We will put water bottles or soda cans in the bins that say “RECYCLE.” I will help to keep the Garden clean!



When it is time to go, we will walk back to the Visitor Center and exit the Garden. Maybe we will shop for gifts in the Berger Shop. If we can't shop today, maybe we can go another time.



FRAGILE



Many of the objects in the Berger Shop are breakable. We may look at them, but not pick them up, unless an adult tells us it's okay.





Some objects like books and t-shirts are not fragile.
If an adult says it's okay,
I may touch these and pick them up.





On behalf of Donna McGinnis,
President and CEO of
Naples Botanical Garden, we
hope you enjoy your visit!



Naples
Botanical
Garden™



Florida's First Choice for Autism Support



Naples Botanical Garden has collaborated with the Center For Autism & Related Disabilities at the University of South Florida to provide this pre-visit tool.

A special thanks to Naples Botanical Garden Intern, Donna Street, as well as to student editors Marissa Murray, Lauren Oster and Hanna Jauregui.

Thank you to photographers Catherine Coons, Nick Larghi, and Paul Osborn.

Last updated November 2021